

2012 Codes

Accessible Spaces

44" min. width paved walkway to building entrance.

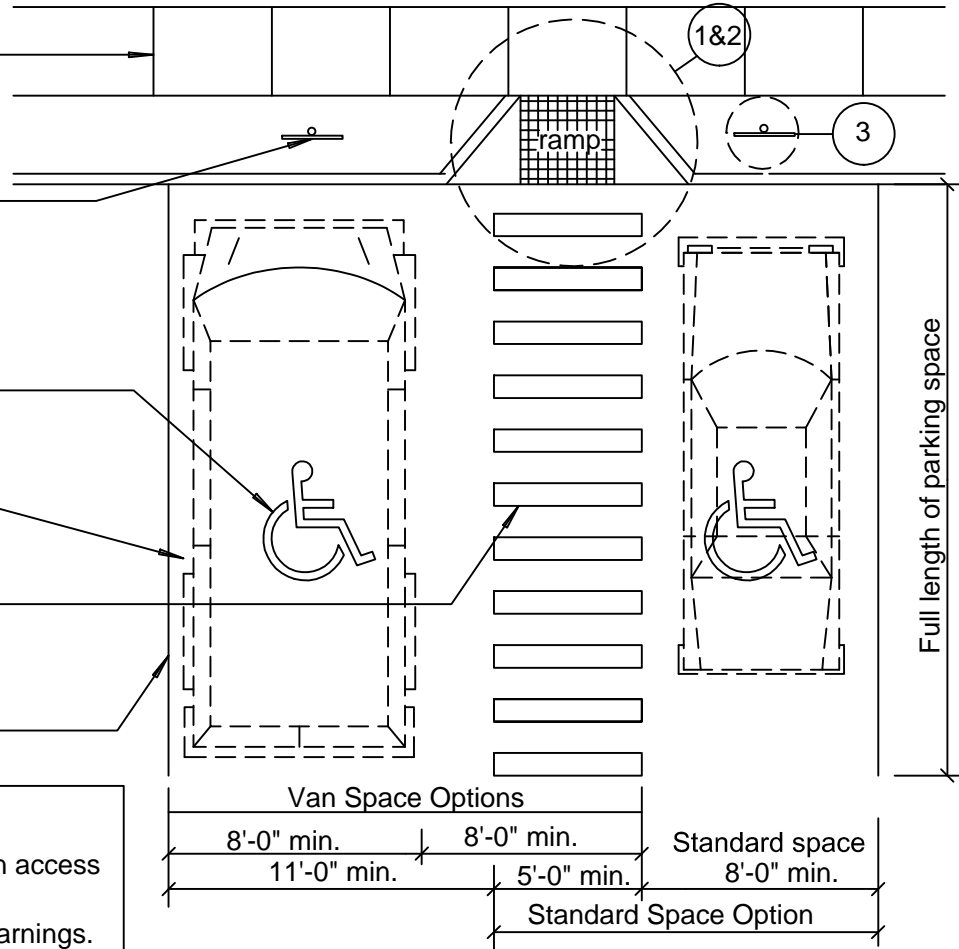
Sign with international symbol of access, 60" min. to bottom of sign. "Van Accessible" sign below international symbol at all van stalls.

International symbol of access painted on paving (recommended but not required)

Firm, stable (paved) surface sloping not more than 1:48

Walkway stripes painted on surface to discourage parking violations.

Vertical clearance for vans is 98" min.

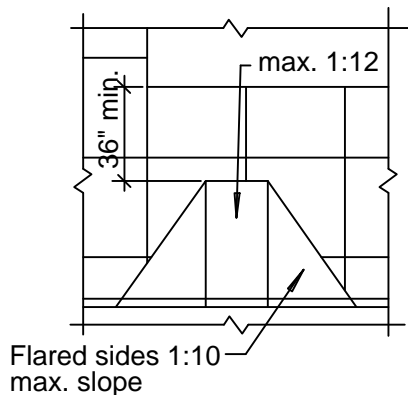


NOTE:

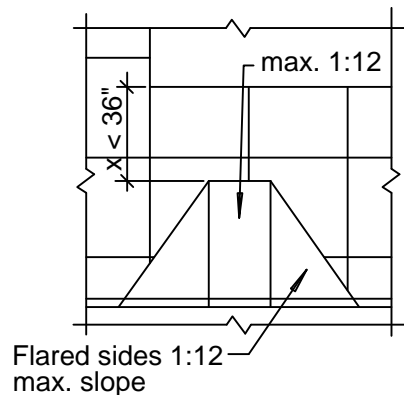
Two parking spaces shall be permitted to share a common access aisle.

See Page 2 for detectable warnings.

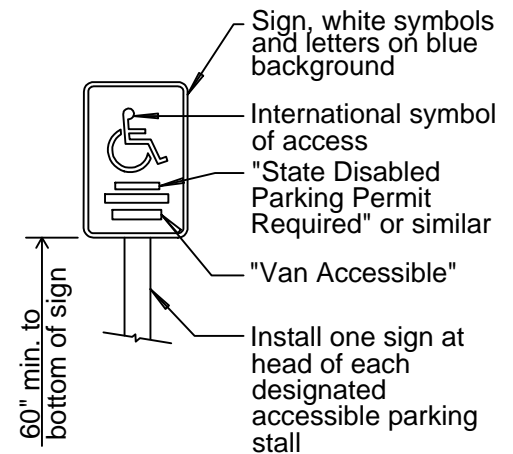
Plan View



① SIDEWALK RAMP



② ALTERNATE RAMP FOR EXISTING WALKWAY ONLY



③ REQUIRED SIGNAGE

GENERAL INFORMATION:

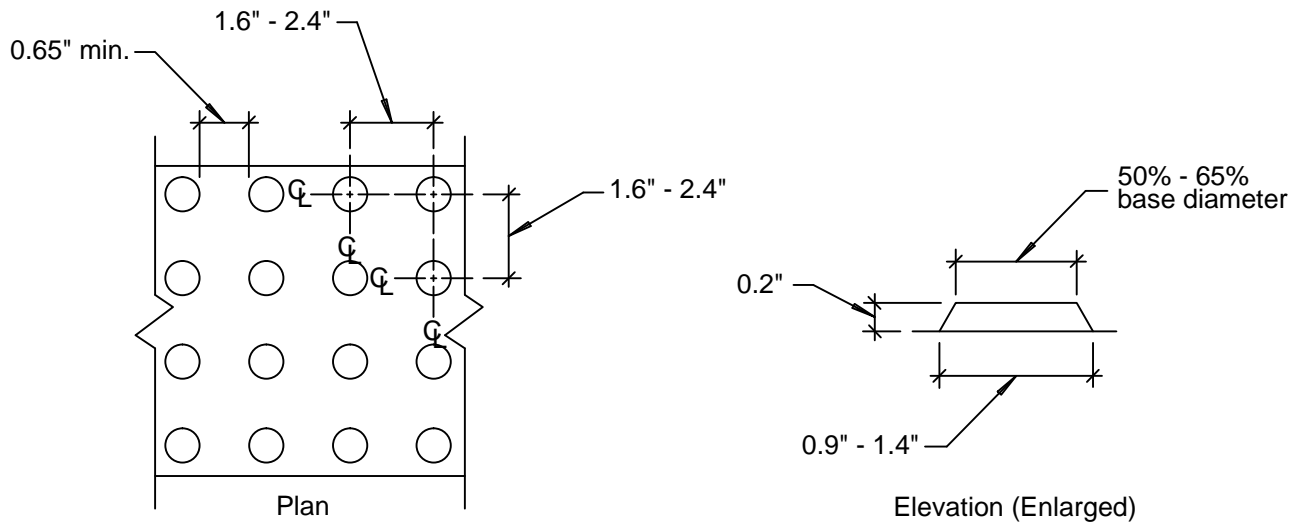
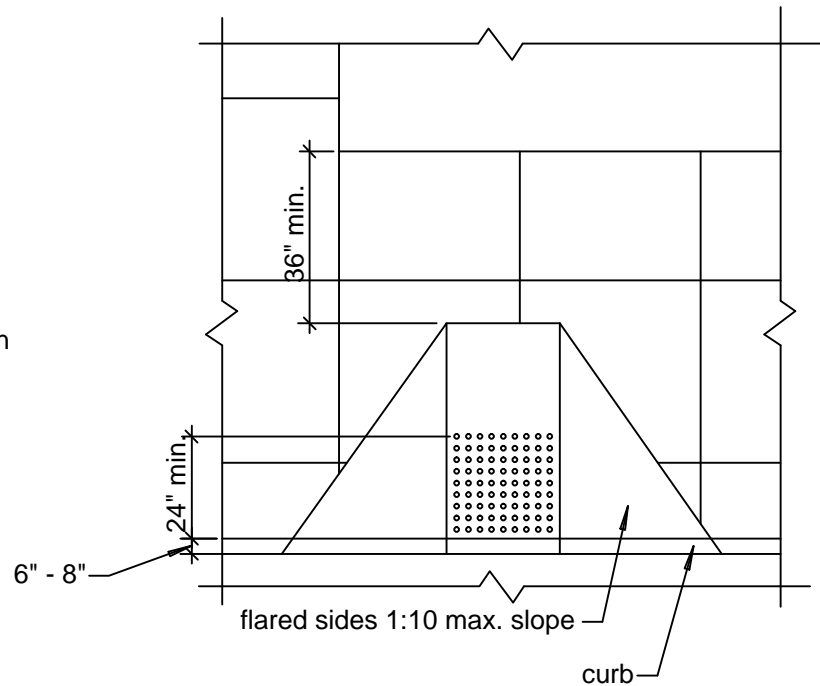
CODE REFERENCES:

- Chapter 11 of the 2012 IBC
- Appendix CH. E. Sections E101-E107
- ICC / ANSI A117.1 - 2009 as amended in IBC 1101.2

DETECTABLE WARNINGS

Detectable warnings need to extend the full width of the ramp and a minimum of 24" in the direction of travel within the ramp.

The detectable warnings are to be located 6-8 inches from the nearest curb edge.



Truncated Dome Size and Spacing

Accessible Spaces -- IBC Table 1106.1

Total Parking Spaces in a Lot or Garage	Minimum Required Number of Accessible Spaces
1 - 25	1
26 - 50	2
51 - 75	3
76 - 100	4
101 - 150	5
151 - 200	6
201 - 300	7
301 - 400	8
401 - 500	9
501 - 1000	2% of total spaces
More than 1000	20 spaces plus 1 space for every 100 spaces, or fraction thereof, over 1000
1106.5 Van Parking Spaces	One of every six accessible parking spaces, or the fraction thereof must be designed to be accessible to vans.

1106.2 Groups R-2 and R-3

At least 2 percent, but not less than one, of each type of parking space provided for occupancies in Groups R-2 and R-3, which are required to have Accessible, Type A or Type B dwelling units, shall be accessible. Where parking is provided within or beneath a building, accessible parking spaces shall also be provided within or beneath the building.

1106.3 Hospital outpatient facilities

At least 10 percent, but not less than one, of care recipient and visitor parking spaces provided to serve hospital outpatient facilities shall be accessible.

1106.4 Rehabilitation facilities and outpatient physical therapy facilities

At least 20 percent, but not less than one, of the portion of care recipient and visitor parking spaces serving rehabilitation facilities specializing in treating conditions that affect mobility and outpatient physical therapy facilities shall be accessible.