

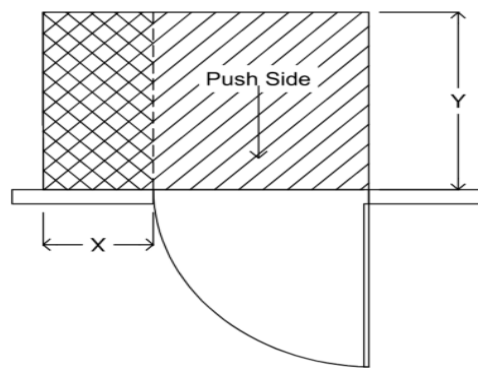
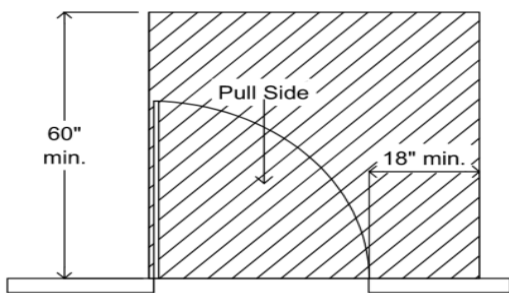
Accessibility and Door Clearances

This Tip Sheet reflects code requirements of the 2021 International Building Code (IBC) and ICC A117.1-2017 with Washington State Amendments.

Definition:

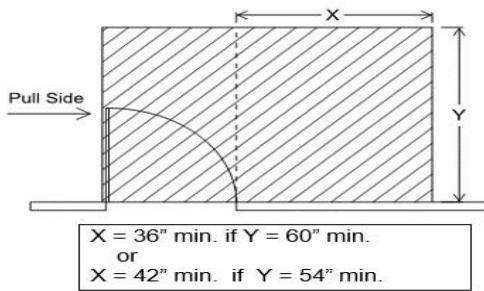
Existing Building: A building erected prior to the date of adoption of this standard, or one for which a legal building permit has been issued. (March 15th, 2024)

Front Approaches

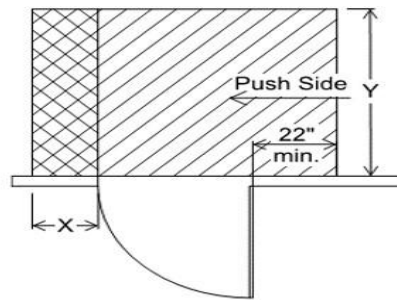


X = 12" min. if the door has both a closer and a latch.
If there is no closer or latch X is not required.
Y = 48" min. for existing and 52" for new.

Hinge Side Approaches

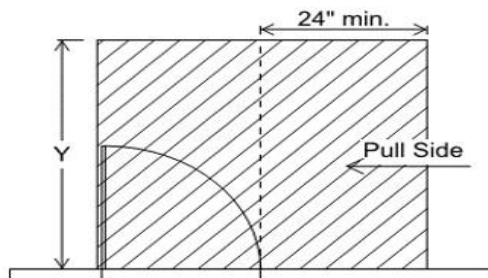


X = 36" min. if Y = 60" min.
or
X = 42" min. if Y = 54" min.

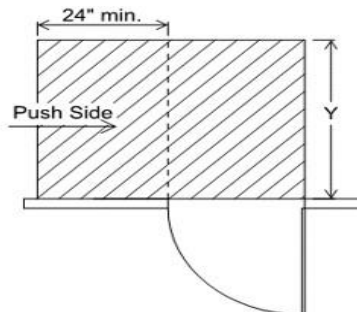


Y = 48" min. and X = 12" min. if door has a latch and a closer.
Y = 42" min. and X is not required if there is no closer or latch on the door.

Latch Side Approaches



Y = 48" min. if door does not have a closer.
Y = 54" min. if door does have a closer.



Y = 42" min. if door does not have a closer.
Y = 48" min. if the door does have a closer.